

ALL NEW MITSUBISHI
XPANDER
EXPAND YOUR POSSIBILITIES



MITSUBISHI
MOTORS
Drive your Ambition






A REFRESHING EXPERIENCE FOR ALL.

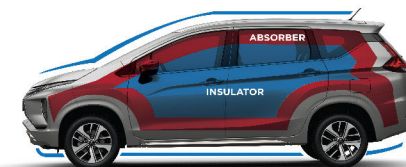
The spacious interior is comfortable for everyone inside. Supportive seating for 7 adults, convenient amenities, refined materials and modern styling all contribute to driving pleasure.



Color LCD multi information display and High-contrast meters



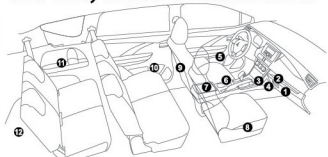
Cool and refreshing
Even in hot weather, the air conditioner keeps everyone cool. There are 8 fan adjustment levels in front and 4 in back, as well as 4 rear roof vents that spread the cool air evenly.



Quiet and relaxing
The ride is supremely quiet because the passenger compartment is surrounded by special material that effectively absorbs sound and vibration.

Note: Equipment may vary by market.

Your every need is accommodated.



Power outlets for all passengers
A total of three 12V power outlets, one in each row, are provided so every passenger can connect a smartphone or digital audio player for power or music playback.



1. Glove box

2. Instrument panel tray

3. Secret box with shutter type lid

4. Instrument panel side pocket

5. Front door pocket

6. Front drink holder

7. Floor console box

8. Passenger's seat under tray

9. Seat back pocket with multiple pocket

10. Rear door pocket

11. Rear quarter trim storage

12. Underfloor luggage area storage

Responsive 1.5L MIVEC engine

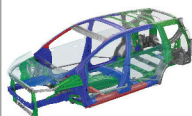
The spirited 16-valve DOHC engine with advanced MIVEC (Mitsubishi Intelligent & Innovative Valve timing & lift Electronic Control system) puts ample power at your command – more than enough to carry 7 adults up steep mountains with ease. The driving experience is luxurious due to quality construction and comprehensive anti-noise and anti-vibration measures.



A stable, comfortable ride
Stable handling and top-of-class riding comfort are yours thanks to a solidly reinforced suspension with optimally designed high-performance shock absorbers.



Solid engineering
The Xpander feels solid and well built, because it is. Strategic welding and intelligent reinforcement make the body rigid and lightweight for enhanced performance and comfort.

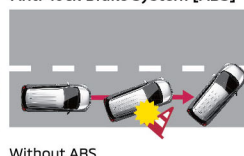


RISE body
Collision safety performance is significantly enhanced by Mitsubishi Motors' RISE (Reinforced Impact Safety Evolution) body, which efficiently absorbs energy and maintains high cabin integrity in the event of a collision.

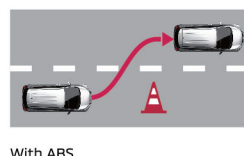
Driver and passenger airbag



Anti-lock Brake System [ABS]

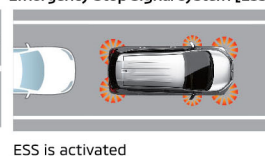


Without ABS



With ABS

Emergency Stop Signal system [ESS]



ESS is activated

Pretensioners



Pedestrian protection

In a collision with a pedestrian, the points of contact are likely to be the hood for the head and bumper for the legs. Therefore, we built an impact-absorbing structure in the front-end of the vehicle to help minimize injuries.



205mm*

High ground clearance

When the road is rough or flooded, you can handle it with confidence knowing that the minimum ground clearance (with 16-inch wheels) is excellent for this class.



5.2 meters

Easy maneuverability

The Xpander may be spacious, but it handles with the agility of a much smaller vehicle. You can easily make U-turns on city streets and enter the best spots in crowded parking lots.

TECHNICAL SPECIFICATIONS

		2WD
		1.5-liter
		4AT
		LHD
		GLX
		NC1WLRHHLV1
Steering		
Grade		
Model code		
Dimensions		
Overall length	mm	4475
Overall width	mm	1750
Overall height	mm	1700
Wheelbase	mm	2775
Track		
Front	mm	1520
Rear	mm	1510
Ground clearance	mm	205
Seating capacity	persons	7
Performance		
Min. turning radius	m	5.2
Engine		
Type		1.5-liter 16-valve DOHC MIVEC
Total displacement	cc	1499
Injection system		Electronically Controlled Injection-Multi
Emission level		EURO-2
Max. output	kW/rpm	77/6000
Max. torque	N-m/rpm	141/4000
Fuel system		
Fuel type / octane		Unleaded / RON 90 and over
Fuel tank capacity	liters	45
Transmission		
Gear ratio		
1st		2.875
2nd		1.568
3rd		1.000
4th		0.697
Reverse		2.300
Final		4.375
Suspensions		
Front		MacPerson strut
Rear		Torsion beam
Tires and Wheels		
Front and rear		205/55R16 alloy wheels

EXTERIOR COLORS



(ពណ៌ស)
Quartz White Pearl



(ពណ៌ប្រាក់)
Sterling Silver Metallic



(ពណ៌ប្រផេះ)
Titanium Gray Metallic



(ពណ៌ខ្មៅ)
Jet Black Mica






**MITSUBISHI
MOTORS**

Drive your Ambition



010 99 98 92 PHNOM PENH
053 95 23 33 BATTAMBANG
063 96 87 00 SIEM REAP

 Mitsu Cambodia
 www.mitsucambodia.com
 info@mitsucambodia.com